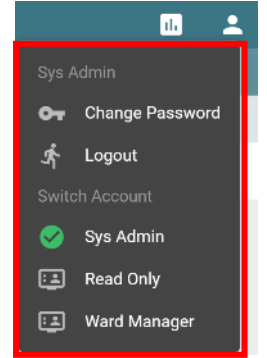
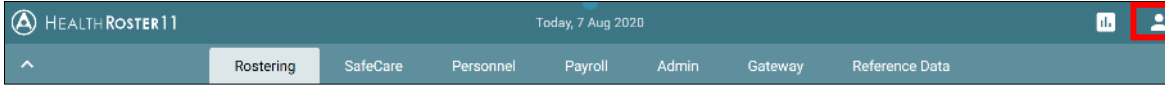


HealthRoster – User Menu. How to video: <https://vimeo.com/460596017/74852c8f8f>

The user menu appears when you select the **User** Icon in top right corner.

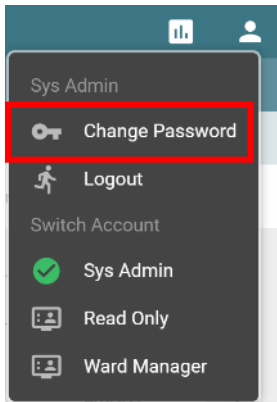
This allows you to change your password, logout, or switch to a different user access.



1 of 3 - Change Password

1

Select **Change Password** from the Menu



2

Enter the following information

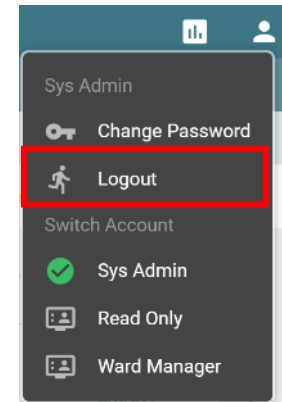
1. **Current Password**
2. **New Password**
3. **Confirm New Password**
4. Select OK

2 of 3 - Logout

To Logout from Healthroster

1. Select the **User** Icon
- 2.,. Select **Logout**

You will be navigated back to the login page

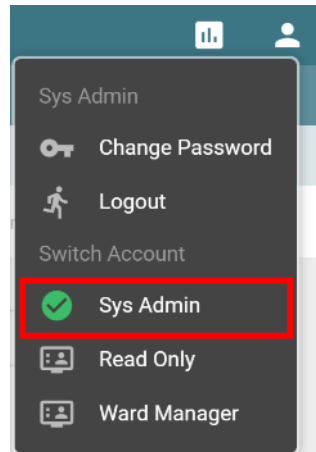


HealthRoster – User Menu

3 of 3 - Alternate User Account

1
Users who have been assigned multiple user access can switch to an alternate account.
Alternative accounts can have different permissions and different units visible.

2
Your currently selected Account is
shown with a green tick



3
Select an alternate Profile under the **Switch Account** heading to change to that account.

