

Tower Hamlets Centre for Mental Health

Management of medical emergencies –

This protocol should be read in conjunction with the trust wide CPR policy.

Version:	02
Ratified by:	Matrons borough lead nurse
Date ratified:	12/11/2012
Name of originator/author:	Physical health lead
Name of responsible committee/individual:	Local effectiveness committee
Circulated to:	Matrons
Date issued:	10.08.2012
Review date:	10.08.2015
Target audience:	All staff

Version Control Summary

Version	Date	Author	Status	Comment
01	12.02.2011	Physical Health Lead	Final	New Protocol
02	12.11.2012	Physical Health Lead	Final	Amiodarone removed from stock list Version control added

Introduction:

The in-patient services sometimes have to deal with medical emergencies which require the immediate assistance of specialist staff. When an emergency occurs a co-ordinated rapid response is vital to maximise the potential for a positive outcome for the individual/s involved.

This protocol lays out the sequence of events and individuals roles when a medical emergency is identified.

Definition of a medical emergency:

This is any physical health emergency which the staff member or staff team involved feel unable to manage safely.

Examples are suspected cardiac arrest, patient collapse, unexplained fit, ligature incident and extensive trauma. This list is not exhaustive.

Raising the alarm / calling for help:

When a staff member identifies a medical emergency the first step is to provide immediate emergency care to the individual and to call for assistance. This will usually be as simple as shouting for assistance and using the emergency alarm system.

The radio should be used immediately to alert rapid response teams and ensure the cardiac response team for that area bring the appropriate equipment

Unless unavoidable (to get assistance) a staff member has to stay with the individual at all times, providing emergency care and obtaining baseline observation levels.

Responsibility of person finding the collapsed patient

Patient found collapsed

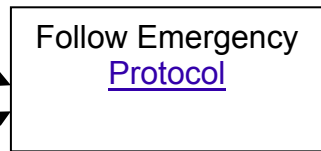
1. SHOUT FOR HELP

Radio:

State: Medical Emergency

Ward:

Location:



2. Pull alarm

3. Dispatch attendee to

a) Call: 2-222

State Nature of emergency -----

Ward:

Department: Tower Hamlets Centre for Mental Health

Address: Mile End Hospital, 275 Bancroft Road, E1 4DG

STATE: Basic Life Support commenced

b) Call 9-999

State Nature of emergency -----

Ward:

Location:

Address:

c) CALL RECEPTION

State: Please call duty doctor on mobile and page Doctor
Please inform the duty doctor to come to

Location:

State: type of emergency Cardiac Arrest / Medical Emergency

d) **INFORM RECEPTION:** Ambulance has been called to

Location:

Ward:

State: Please facilitate their arrival

Role of the Duty Senior Nurse

The role of the DSN is to co-ordinate the response to the medical emergency taking on a clear leadership role.

All DSNs should receive Immediate Life Support Training (ILS) as soon as possible after taking up post and maintain annual updates.

The Duty Senior Nurse (DSN) will ensure that the emergency equipment is brought to the scene of the incident and that staff are in position to direct response teams including if required Ambulance staff.

The DSN will remain at the scene until the emergency has been fully dealt with unless called to deal with another emergency. At all times a member of staff who knows the patient must remain at the scene.

The DSN will ensure that the emergency equipment is returned to the wards and that any items used are restocked from the cupboard in the "Clissold ward"

The DSN will ensure that incident forms are completed as required and that a debrief is held for all staff involved in the incident.

Report the incident to the on call manager if appropriate.

Ensure the outcome is added to the original incident report when known

The role of the rapid response Team:

When called to a medical emergency each staff member or ward has a specific role to carry out.

RAPID RESPONSE TEAMS WITH CARDIAC EMERGENCY RESPONSES

Rapid response members on the following wards are required to Take the Emergency response bag to the site of emergency and ensure the staff member in charge is aware it has arrived. The equipment should be made ready. Oxygen turned on. AED Opened and ready for use.

BRICK LANE Rapid Response team Member is responsible for bringing the Green Emergency Bag and ward glucometer to any medical emergency on the **second floor** of Tower Hamlets Centre for Mental Health

The emergency bag includes AED, suction, oxygen, blood pressure machine. The RRT should also take the ward glucometers.

ROSE BANK Ward Rapid Response team Member is responsible for bringing the Green Emergency Bag to any medical emergency to the following areas
Rosebank and Millharbour wards

The emergency trolley includes AED, suction, oxygen, blood pressure machine. The RRT should also take the ward glucometers.

GLOBE WARD rapid response team member is responsible for taking the Green Emergency bag and ward glucometer to any medical emergency in the following areas:

- Robinson ward
- Burdett house
- Management corridor
- Specialist Addictions Unit SAU

Laminate and place beside key telephone

IN CASE OF MEDICAL EMERGENCY

Pull alarm

Radio for RRT

Ring 2222

State: **Cardiac Arrest**

Dept: _____

Floor: _____

Address _____

RING 9-999

State:

Nature of emergency: **Cardiac Arrest**

Dept: _____

Floor: _____

Building: _____

Site: _____

INFORM RECEPTION

Laminate and place next to key telephones

Medical Emergency Procedure for SAU	
SHOUT FOR HELP	
Ring 9-999	Commence Basic Life Support
State: Ambulance	
Nature of emergency:	Cardiac Arrest
Dept:	_____
Floor:	_____
Building:	_____
Address	_____
Ring 2222	
State: Cardiac Arrest	
Dept:	_____
Floor:	_____
Building:	_____
Address	_____

POST CARDIAC ARREST

For any Cardiac Arrest Call, including Medical Emergencies or even by accident:

- A Datix incident report must be completed and a copy sent to Resuscitation Officer.
- Information must include the attached cardiac arrest form details
- Assurance Department must be informed of outcome. (admission / discharge / death).

The senior person must document what has happened in the patients notes.

Equipment must be checked and immediately replaced and signed

EQUIPMENT

All ward staff must be familiar with the resuscitation equipment in their area. New members of staff and locum / agency staff must familiarise themselves with the resuscitation equipment and its location. All wards should have immediate and necessary equipment to deal with initial emergency until help arrives

All resuscitation equipment must be checked on a daily basis by a registered nurse who will check – initial – sign that:

- a) All equipment is present.
- b) Suction equipment is clean, functioning and left with tubing attached.
- c) The automated external defibrillator's indicator light is green and the defibrillation electrodes have not expired.
- d) Check expiry dates on perishable equipment as appropriate (i.e.) drugs, fluids.

Portable oxygen cylinders should be checked on a daily basis. Empty or near empty oxygen cylinders, must be replaced immediately.

All disposable items be obtained from the Resuscitation Equipment Central Store Cupboard opposite Globe Ward.

Any equipment that is found to be absent, non-functional, or expired must be replaced and/or reported and alternative procedures in place.

MAINTENANCE AND REPLACEMENT OF USED OR EXPIRED RESUSCITATION EQUIPMENT

DISPOSABLE EQUIPMENT

ALL EQUIPMENT IS DISPOSABLE, ONCE ONLY USE
All replacement equipment is stored on Moorgate ward.
You need to ask for the key from them.
Sign out any equipment taken.

MEDICAL DEVICES, DEFIB & SUCTION

Report any malfunction or maintenance problems to Clinical Engineering at Homerton Hospital 0207.377 7000 ASAP

If equipment malfunctions during use, complete incident form.
Inform Resuscitation Service 027 3777000 and Clinical Engineering **IMMEDIATELY**

If out of hours contact the DSN.

DRUG & FLUID REPLACEMENT

Take to pharmacy any used or expired drug bricks or boxes and IV fluids, for replacement.
Pharmacy Ext: --

If out of hours contact the DSN.

RESUSCITATION EQUIPMENT REPLACEMENTS

Equipment will be replaced from the emergency store cupboard following emergency calls.

Please complete this form and hand in to Duty Senior Nurse when requesting emergency equipment.

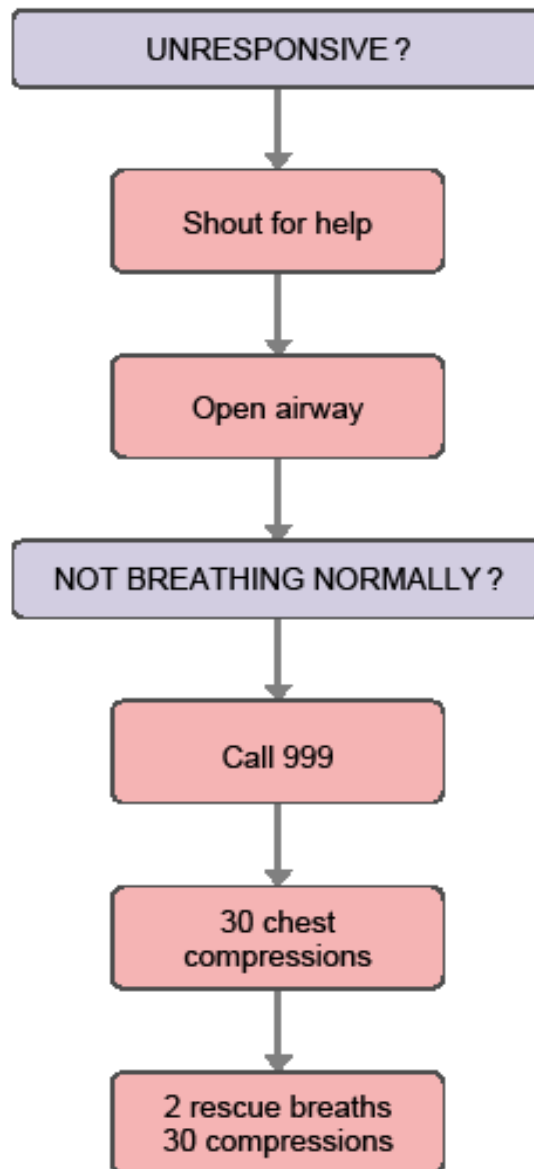
Ward.....

Date.....

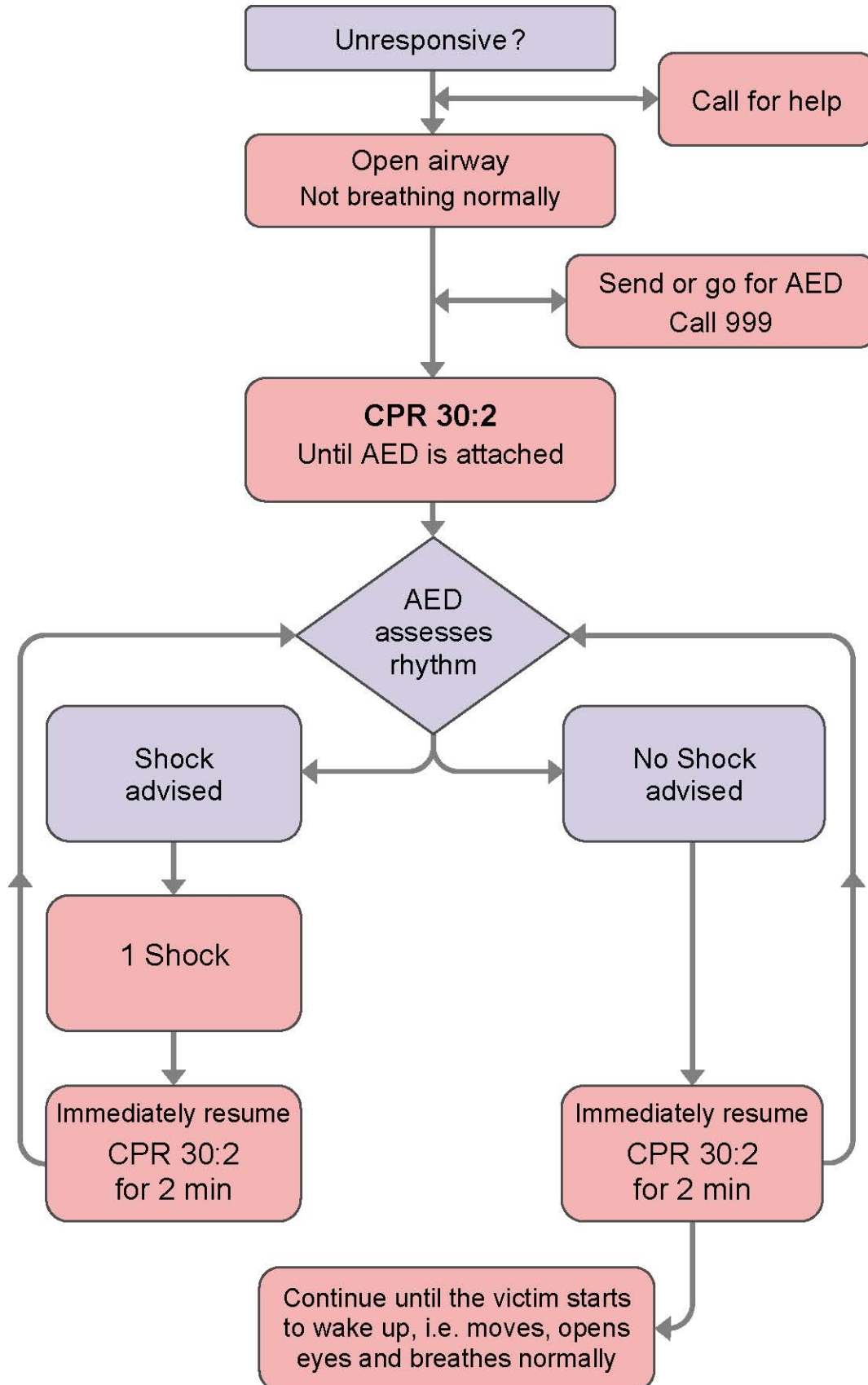
Person requesting.....
(please print)

ITEM	QUANTITY

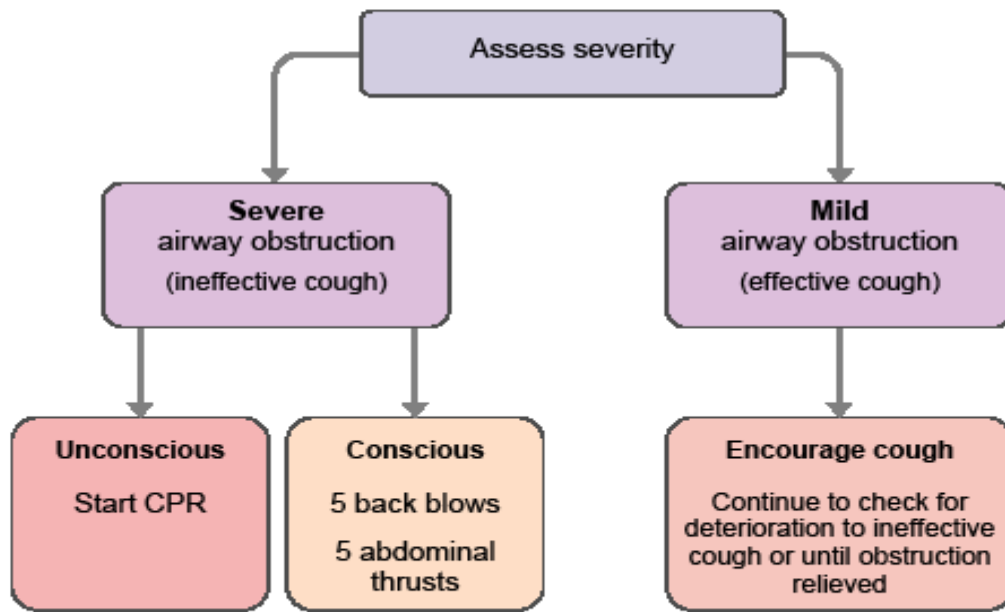
Adult Basic Life Support



AED Algorithm

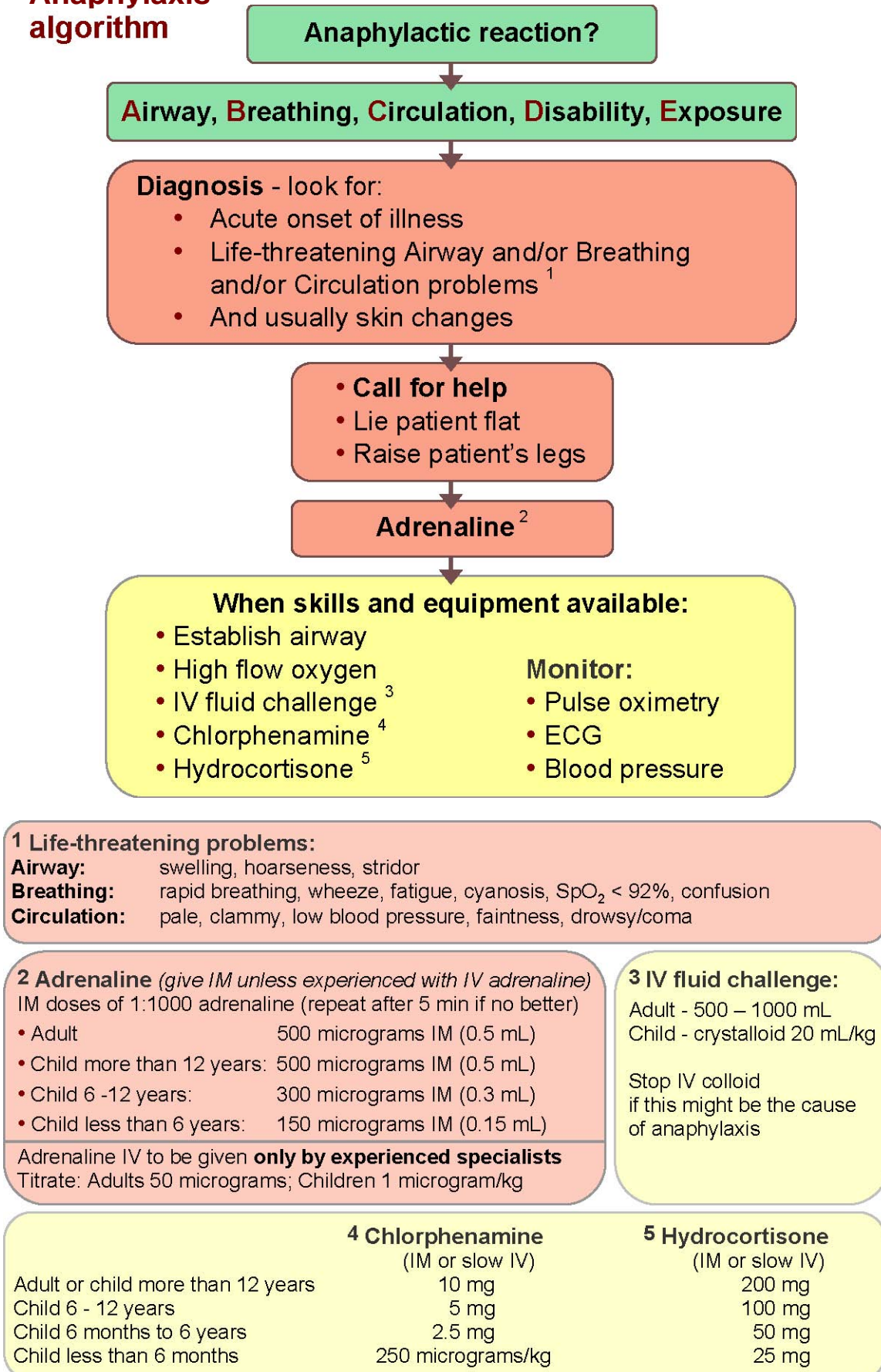


Adult Choking Treatment Algorithm



Resuscitation

Anaphylaxis algorithm



Record and Audit Form

Patient Identifier
Hospital Number

Details
Date

D.O.B.

Time of arrest

Gender

Ward/Dept

False Alarm Yes / No

Time ambulance called (24 hour clock)

Time ambulance on scene (24 hour clock)

Patient transferred to....

Was arrest witnessed? Yes / No

CPR initiated at time of arrest? Yes / No

By whom? (name & designation)

Time CPR started (24 hour clock)

AED used? Yes / No

Patient for resuscitation? Yes / No

Presenting History

Nature of event (please circle)

Cardiac

Neurological

Anaphylaxis

Respiratory

Trauma

Other (specify)

Any problems encountered during arrest/resuscitation (e.g. staff/equipment availability)

Following the arrest, the Resuscitation Officer at Newham University Hospital must be advised of the event This completed form must be photocopied. The original must be placed in the patient's notes and the copy sent to Resuscitation Officer at Newham University Hospital

Name of person completing this form

(Print).....

Signature..... Designation

Date

EMERGENCY RESPONSE GRAB BAG CONTENT LIST										
DATE										
ITEM:	QTY:									
AED										
Oxygen CD Cylinder	1									
Spare battery and pads kept in Resuscitation store opposite Globe										
Bag Valve Mask (Adult) with tubing	1									
Non Re-breath O2 Mask (Adult)	2									
Pocket Mask (Adult)	1									
Nebuliser Mask (Adult)	1									
Guedel Airways (size 2,3,4)	1 each									
Hand Held Manual Suction	1									
Green Venflon 18G,	2 each									
Grey Venflon 16g	2									
Orange venflon 14g	2									
3 way taps with extension	1									
IV Dressing	2									
Micropore tape	1									
Blood giving set	2									
10ml syringe	4									
Green needles	4									
Saline 0.9% 1 Litre	1									
Saline 0.9% 10ml Flush	4									
Tuff Cut Shears	1									
Ligature Cutters in office										
Magill Forceps	1									
Gauze Swabs pkts of 10	1									
Medium Wound Dressing	1									
Goggles/gloves/aprons	6									
Blood Pressure Monitor	1									
Blood Glucose Monitor + kit from treatment room	1									
Finger Tip Pulse Oximeter	1									
Stethoscope	1									
Adrenaline PFS 1:10,000	4									
Amiodarone PFS 300mg	1									
Salbutamol Nebules 5mg/5ml	2									
Glucogel	2									
Anaphylaxis kit	1									
SIGNATURE										

Ward Emergency Kits

DATE												
ITEM												
Oxygen CD Cylinder	1											
Bag Valve Mask	1											
Rebreathe Mask	1											
Hand held suction or suction machine												
PPE/ Gloves/aprons/Goggles	6 each											
Signature												

MANAGEMENT OF A MEDICAL EMERGENCY

PATIENT IS
Unresponsive/Pale/Clammy/Severe Difficulty Breathing/Profuse Bleeding/Abnormal Vital Signs/Continuous Fitting

CALL FOR HELP AND STAY WITH THE PATIENT

1st Staff Member	2nd Staff Member	3rd Staff Member or Rapid Response
Open Airway Not Breathing normally	Call 2222 Duty Doctor and DSN Call 999	Get Crash Trolley Defibrillator (AED)

GET OXYGEN / SUCTION / DYNAMAP AND GLUCOMETER

1st Staff Member
Record Vital Signs
Start Oxygen

CPR if Necessary
30 Chest Compressions
2 Rescue Breaths
DSN commence AED

Rapid Response Team
Designate staff to meet Crash Team/Ambulance

YOUR NEAREST CRASH TROLLEY IS : WARD.....